

RG-R6 Wi-Fi 6 Dual-band Gigabit Mesh* Router

DATASHEET



Highlights

- Next-gen gigabit Wi-Fi 6 standard
- 4x4 Enterprise-level chipset, better stability under heavy load
- 4 Dual-band antennas and 8 signal amplifiers, provide whole-home network coverage
- Exclusive Reyee Mesh solution, one click to mesh up multiple Reyee Mesh devices
- Smart signal indicator, find the best spot to place a sub-router
- Take control of your home network at your fingertips

Highlight Features



RG-R6

Mesh More Cover All



4 Internal Dual-band Antennas



3200M Dual-band



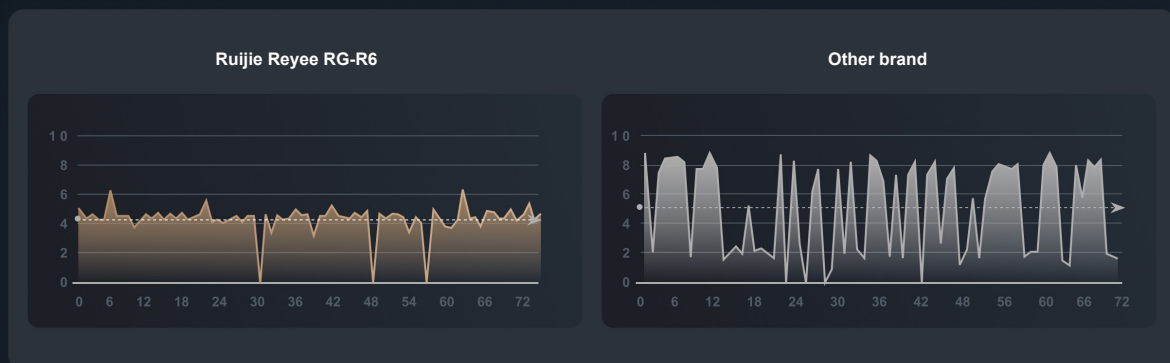
802.11ax



Supported by 4x4 Enterprise Level Chipset Enjoy Better Stability under Heavy Load

Tolly proofs that RG-R6 demonstrates more stable network performance at multiple connections.

Source: Tolly Test Report #221149 Nov. 2021



Rocket Speed, Can't Wait

Equipped with Wi-Fi 6 technology like OFDMA, 1024 QAM, and the latest 802.11ax standard, RG-R6 reaches ultra fast speed, 3200Mbps, enhancing the overall networking experience for users.

Wireless Rate under Real Test

2.4GHz

RG-M32

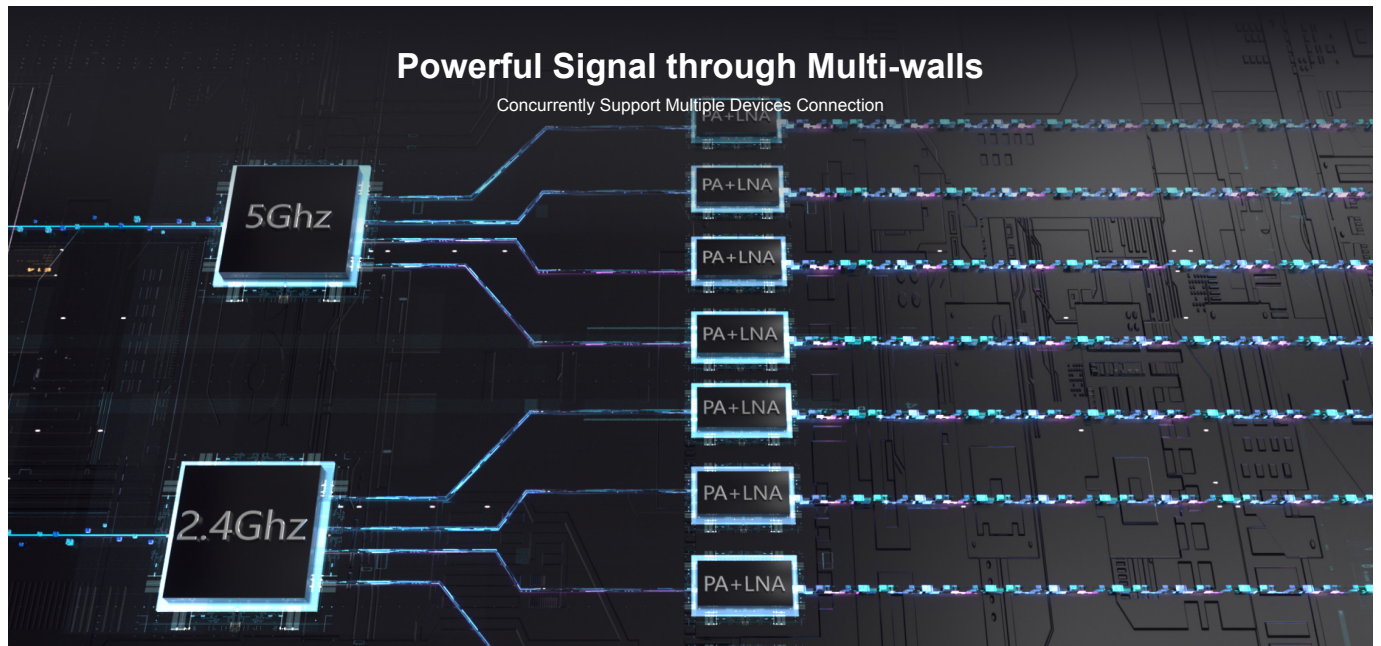
90% higher

Other brand 3000M product

* The data is supported by Tolly Test under the laboratory condition.

Ruijie | Reyee

Highlight Features



Signal Visualization



Smart signal indicator guides you to find the best spot.

Mesh by One-click



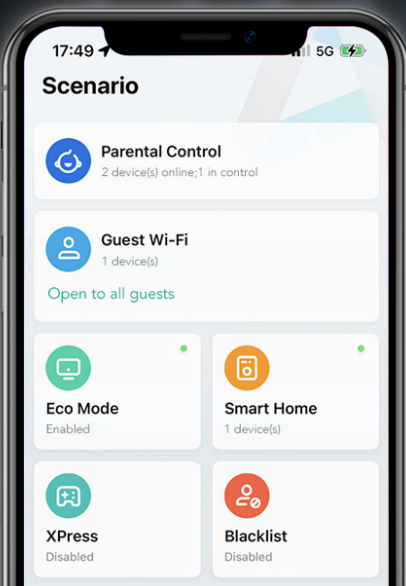
You can click the Reyee Mesh button to complete pairing multiple devices with zero configuration.

Seamless Roaming, Full Space Coverage Wi-Fi Solutions

Amazed by **Reyee Mesh**





/ Highlight Features





Take Control of Your Home network at Fingertips


Set up your home network in **Reyee Router App** in two minutes. More **Life-time Free** functions are waiting for you to Explore, Experience, Expect.


 Remote Management


 Parental Control

 Smart Home











Specifications

Basic

Dimensions (W×D×H)	119 mm × 119 mm × 200 mm (4.7 in. × 5 in. × 7.9 in. antennas not included)
Weight	0.66 kg (packages not included)
Wi-Fi Standards	Wi-Fi 6 (802.11ax)
MIMO	2.4 GHz, 4×4, MU-MIMO 5 GHz, 4×4, MU-MIMO
Max. Wi-Fi Speed	2.4 GHz: 800 Mbps 5 GHz: 2402 Mbps
Channel Width	2.4 GHz: Auto/20/40 MHz 5 GHz: Auto/20/40/80/MHz
Antennas	4 dual-band
Antennas Type	Internal Omnidirectional
Antenna Gain	2.4 GHz: 4 dBi 5 GHz: 4 dBi
WAN Port	1×10/100/1000 Base-T
LAN Ports	3×10/100/1000 Base-T
Recommended Users	60
Max. Users	192
Power Supply	DC 12V/2.5A
Power Consumption	< 30 W
Operation Frequency Bands	802.11b/g/n: 2.400 GHz to 2.483 GHz 802.11a/n/ac: 5.150 GHz to 5.350 GHz 802.11a/n/ac/ax: 5.470 GHz to 5.725 GHz , 5.725 GHz to 5.850 GHz country-specific restrictions apply
Transmit Power	CE EIRP: ≤20dBm (2.4GHz) ≤27dBm (5GHz) ≤20dBm 2400~2483.5MHz(Bluetooth) 2400~2483.5MHz ≤ 20dBm(EIRP) 5150~5350MHz ≤ 23dBm(EIRP) 5470~5725MHz ≤ 30dBm(EIRP) 5725~5850MHz ≤ 30dBm(EIRP)

Specifications

Basic

Receive Sensitivity	2.4 GHz:
	802.11b: -96 dBm(1 Mbps)
	802.11g: -91 dBm(6 Mbps), -85 dBm(54 Mbps)
	802.11n: -90dBm(MCS0), -85 dBm(MCS7)
	5 GHz:
	802.11n: -90 dBm(MCS0), -70 dBm(MCS7)
	802.11a: -88 dBm(6 Mbps), -60 dBm(54 Mbps)
	802.11ac: -82dBm(MCS0), -57dBm(MCS7), -52dBm(MCS9)

Operating Temperature	-10 °C to +45 °C (14 °F to 113 °F)
-----------------------	------------------------------------

Operating Humidity	5% to 95% Noncondensing
--------------------	-------------------------

Certifications	CE, SIRIM, RCM RoHS
----------------	---------------------

Wireless

OFDMA	✓
-------	---

MU-MIMO	✓
---------	---

BSS Coloring	✓
--------------	---

Maximum Number of SSIDs	6
-------------------------	---

SSID Hiding	✓
-------------	---

Band Steering	✓
---------------	---

Guest Wi-Fi	✓
-------------	---

WPA/WPA2	✓
----------	---

WPA3	-
------	---

Roaming	Layer 3 Roaming
---------	-----------------

Blacklist	✓
-----------	---

Reyee Mesh	✓
------------	---

Mesh Pairing by Hardware	✓
--------------------------	---

Mesh Pairing by Mesh Button	✓
-----------------------------	---

Mesh Pairing by Eweb	✓
----------------------	---

Specifications

Wireless

Recommended Hop Count	≤2
-----------------------	----

Wi-Fi Optimization	✓
--------------------	---

QoS (WMM)	✓
-----------	---

WPS	-
-----	---

Transmission Power Adjustment	✓
-------------------------------	---

Hardware

CPU	MT7622B+MT7911AN+MT7915AN
-----	---------------------------

Flash	16 MB
-------	-------

RAM/SDRAM	256 MB
-----------	--------

Color	Black
-------	-------

System LED Indicator	✓
----------------------	---

Reyee Mesh LED Indicator	✓
--------------------------	---

Reyee Mesh Button	✓
-------------------	---

Power Button	-
--------------	---

Reset Button	✓
--------------	---

DC Connector Dimensions	Outer Diameter: 5.5 mm Inner Diameter: 2.0 mm Length: 11.5 mm (Outer Diameter: 0.22 in. Inner Diameter: 0.07 in. Length: 0.39 in.)
-------------------------	--

WAN

Static IP	✓
-----------	---

DHCP	✓
------	---

PPPoE	✓
-------	---

WAN

Specifications

Security

PPTP VPN Server	✓
-----------------	---

PPTP VPN Client	✓
-----------------	---

L2TP VPN Client	-
-----------------	---

Parental Control	Time Schedule
------------------	---------------

Protect TCP Flood Attacks	✓
---------------------------	---

Protect ICMP Attacks	-
----------------------	---

Protect UDP Flood Attacks	-
---------------------------	---

System

Default Access/Password	192.168.110.1 No Password Required by Default
-------------------------	--

URL Access	✓
------------	---

Local Upgrade	✓
---------------	---

Online Upgrade	✓
----------------	---

APP Upgrade	✓
-------------	---

Syslog	✓
--------	---

Backup	✓
--------	---

Factory Reset	✓
---------------	---

Language	Chinese English Vietnamese Indonesian Thai Arabic Traditional Chinese Spanish Russian
----------	---

Package Contents

Package Information	RG-R6
Wireless Router	1
Power Adapter	1
Quick Start Guide	1
Cat5E UTP Cable	1



 **R**edefine your **e**asy network

Copyright ©2000-2023 Ruijie Networks Co., Ltd. All rights reserved.

No part of this document may be reproduced or transmitted in any form or any means without prior written consent of Ruijie Networks Co., Ltd.

Notice

This content is applicable only to regions outside the China mainland. Ruijie Networks Co., Ltd. reserves the right to interpret this content.

The information contained herein is subject to change without notice. Nothing herein should be construed as constituting an additional warranty. Ruijie Networks Co., Ltd. shall not be liable for technical or editorial errors or omissions contained herein.



Ruijie Networks Co., Ltd.
Building 19, Juyuanzhou Industrial Park, No.618
Jinshan Road, Cangshan District, Fuzhou, Fujian, China
Website: <https://www.ruijienetworks.com>